Purple Orange

inhousing.

STRETCHY TECH

JFM Fund

Access Guide

People and Purpose Day
Wednesday 16 September 2026
9:15am-3:45pm



Yitpi Yartapuulti

1300 Old Port Road,
Port Adelaide Yartapuulti SA

.Car parking
.Public Transport
.Venue information

Contents

Introduction 3
Public transport to venue 4
Driving and parking 5
Entering the venue 6
Conference space 7
Sensory environment 8
Bathroom/Toilets 10
Food and drink 12
Need more information? 13

Introduction

This access guide provides information to help you decide whether and how to attend the People and Purpose Day.

It includes details about travel, the venue, layout, facilities and access supports so you can plan with confidence.

If you have questions or additional access needs, please contact a member of the Community Working Group (CWG) ahead of the event, or speak to a CWG staff member on the day.

See the back page of this guide for a list of the CWG members.

Event details

- **Event:** Julia Farr Group People and Purpose Day
- **Date**: Wednesday 16 September 2026
- **Time:** 9am arrival for 9:15am start. Finish at 3:45pm
- **Location:** Yitpi Yartapuultiku, 1300 Old Port Road, Port Adelaide

This is a hybrid event. You can attend in person or online.

What to expect on arrival

Staff will be available at the venue to assist if needed.



View from main entrance heading into venue.

EXAMPLE

Public transport to venue

Travelling by bus or train

Public transport is available to Yitpi Yartapuultiku via bus or train. Please consider additional time needed for peak hour traffic conditions.

The closest train station is **Port Adelaide train station**
The second closest train station is **Ethelton train station**

The closest bus stops are **Stop 38 Bower Road** (north side) and **Stop 38 Bower Road** (south side).

Distance from Yitpi Yartapuultiku (and Google maps estimates of walk times)

- Port Adelaide Train Station = Approx. 11 minutes walk
- Ethelton Train Station = Approx. 13 minutes walk
- Bus Stop 38 Bower Road - North Side = Approx. 3 minutes walk
- Bus Stop 38 Bower Road - South Side = Approx. 6 minutes walk

Please note that crossing from the south side bus stop across Bower Road involves crossing at the Old Port Road lights, which have a narrower crossing point.

Bus stop 38 Bower Road (north side)



Bus stop 38 Bower Road (south side)



Images from: bus stop images from Google Maps 2026: https://www.google.com.au/maps

EXAMPLE

Driving and Parking

Entrance and exit to the main carpark is on Old Port road. Car parking is free, and time unlimited. There are 4 accessible carparks at the Main Car park, and a loading zone.
There are 2 additional access parks in the smaller car park on Bower road and a loading zone. This car park is closer to the venue but all other parks (beyond the 2 access parks) in the smaller car park are reserved (cannot be used).

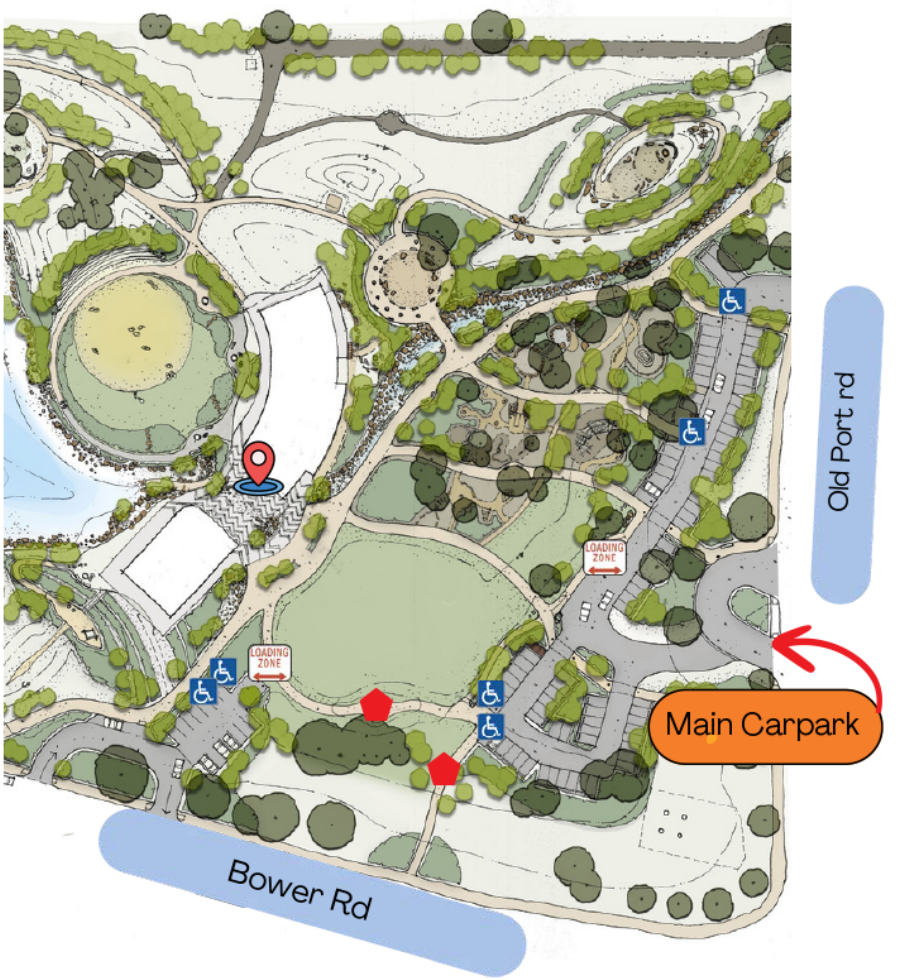

LOADING ZONE For taxi/uber and drop offs

Venue entrance

Access permit carparks

Seat

Image from : Yitpi Yartapuultiku Concept Design and brochure, available via:
https://www.cityofpae.sa.gov.au/visit/yitpi-yartapuultiku/journey
with some symbols and keys removed and
other key, street names, and symbols added by JFA staff

EXAMPLE

Entering the venue



entrance from main carpark



entrance to building



Rooms image from: Yitpi Yartapuultiku website
https://participate.cityofpae.sa.gov.au/yitpiyartapuultiku/yitpi-yartapuultiku-concept-design.
Arrows and labels removed and added by JFA Staff

Yitpi Yartapuultiku has two buildings. Enter the larger one, on the right hand side (the other one is a gallery space).

Go through to a large multipurpose space - Room 1 - Kuma Kuu - which is where the People and Purpose Day is held.

Flooring is hard and as you move through it goes between polished concrete, slate tile, and (in Room 1) carpet. The flooring is flat throughout. There are no steps between these areas.

EXAMPLE

Conference space



View out side windows



View from front corner of room, looking towards back of room

The conference space is a large open area. There are smooth transitions between areas, with no steps.

Layout

The room will be set up in a cocktail-style layout with round tables (up to 10 people per table). There will be space to move between tables, including for wheelchair and mobility aid users.

The space may feel busy at peak times.



Table layout

Seating

- Banquet-style chairs as per image (no armrests)
- Chairs are moveable
- Tables are round and shared

If you use a mobility aid or have specific seating needs, you can:

- Move chairs as needed, or
- Speak to Community Working Group staff for assistance

EXAMPLE

Sensory environment

Sound

The space may become noisy when full due to:

- Conversations
- Movement
- Large open layout.

Microphones will be used for speakers.

Noise levels may increase during group discussions or transitions between activities.

Lighting

- Natural light from windows along two sides of the room
- Black Curtains are available to reduce glare if needed
- Overhead lighting includes downlights and ceiling lights.
- Lighting can be dimmed.
- Lighting can be adjusted in sections of the room.



Downlights and circular lights on ceiling

EXAMPLE

Sensory environment

Sensory space

A sensory space will be available within the conference room (indicated by the lotus icon on the map below). It will have flat padded flooring and pillows to sit on, plus soft toys and weighted blankets, to create a cozy environment. The sensory space will be located where the lotus sign is placed below.

Please use the sensory space if you need some quiet time, a space to rest your body, or you simply need a comfortable spot from which to observe, listen and participate in the day.

Any staff member is welcome to use the sensory space at any time.

An outdoor space is also available.

You are welcome to move between spaces at any time.



Image from: Yitpi Yartapuultiku website
https://participate.cityofpae.sa.gov.au/yitpiyartapuultiku/yitpi-yartapuultiku-concept-design.
Arrows and symbols removed and added by JFA Staff

EXAMPLE

Bathroom/Toilets

There is one bathroom area which is a shared space for all.

It includes

- an accessible toilet for people of all genders
- three toilet cubicles for people of all genders
- three toilet cubicles for males
- three toilet cubicles for females
- a changing place for people of all genders



Sign for bathrooms

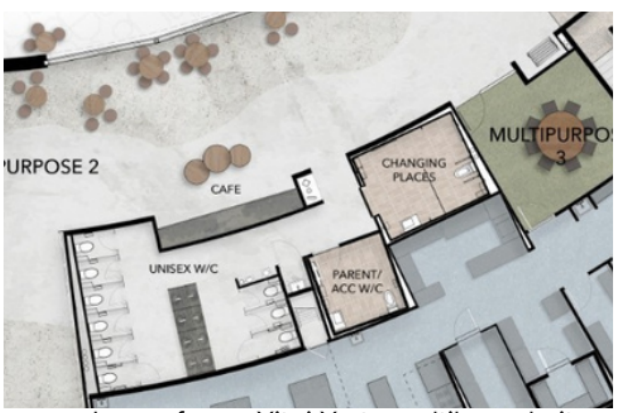

Image from: Yitpi Yartapuultiku website https://participate.cityofpae.sa.gov.au/yitpiyartapuultiku/yitpi-yartapuultiku-concept-design.
Arrows and symbols removed and added by JFA Staff

- The soap, hand dryer and water all operate via sensors.
- The hand dryer (and place where hot air emerges) is under the mirrors above the basins. It may be difficult to reach.

- There is a sharps disposal and rubbish bin



Shared bathroom basins and washing up space

EXAMPLE

Accessible Toilet and Changing Place

The accessible toilet space is on the left when entering the bathroom area and is labelled parent/ACC/W/C (circled in yelow) in the map at right.
It includes a large turning space.
It is for people of all genders.

There are grab rails in the accessible toilet and a sanitary disposal bin.

Changing Place MLAK: Larger than standard accessible toilets which provide people with disability and high support needs access to suitable, safe and private bathroom facilities.
The Changing Place location is circled in green

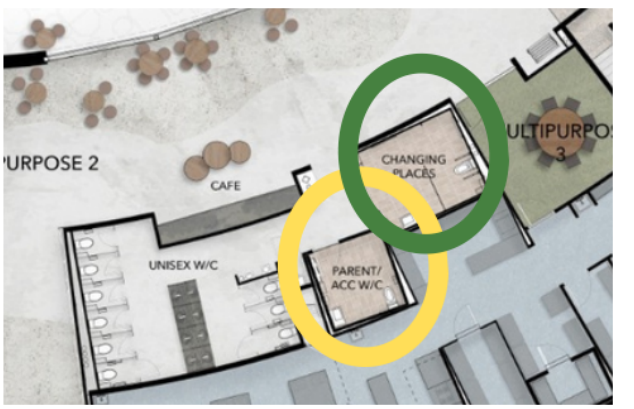

Locations of accessible toilet and Changing place

Image from: Yitpi Yartapuultiku website https://participate.cityofpae.sa.gov.au/yitpiyartapuultiku/yitpi-yartapuultiku-concept-design.
Arrows and symbols removed and added by JFA Staff





Inside accessible toilet space

EXAMPLE

Food and catering

Catering

A coffee cart will be available outside Yitpi Yartapuultiku, serving coffee and hot drinks upon arrival.

Morning tea and Lunch will be catered by Catering and Co.
Coffee, hot drinks and snacks will also be provided alongside morning tea and at lunchtime.

Dietary requirements have been collected in advance.

You are welcome to eat your lunch in the conference space,
Outside on the decks or garden.

Please reserve Yitpi Yartapuultiku cafe seating (in the area outside the conference room) for people buying things from the cafe.



Cafe

There is a small cafe at Yitpi Yartapuultiku that will be operating 10-4 through the day outside our conference space. You are also welcome to access coffee, hot and cold drinks and snacks from there (these ones at your own expense).

EXAMPLE

Need more information?

This Access Guide was prepared with the access needs of the current staff cohort of Julia Farr Group organisations in mind. If you have access needs that are not covered in this guide, or you would like to discuss options before the event, please contact a member of the Community Working Group:

- Person Name 1, phone number and email address.
- Person Name 2, phone number and email address.
- Person Name 3, phone number and email address.



This guide is an example only, and is not an offical or endorsed guide for the Yitpi Yarapuultiku venue.

Extra Photo and Image Credits

Most of the photos in this guide (unless labelled otherwise) were taken by JFA staff members.

The exceptions are:

- Page 1 - The front cover image of this Access Guide, a photo of Yitpi Yartapuultiku is from the Play and Go site, specifically this article: https://playandgo.com.au/yitpi-yartapuultiku-port-adelaide-review/
- Pages 4 + 5. Map and Public transport images are from Google Maps 2026
- Page 5, 6, 9, 10 - Maps are images from: Yitpi Yartapuultiku website https://participate.cityofpae.sa.gov.au/yitpiyartapuultiku/yitpi-yartapuultiku-concept-design. Arrows and symbols removed and added by JFA Staff